

A

ARCADIA

BECOME NEIGHBORS

IMRANASHRAF *with*

at ARCADIA MALL & RESIDENCIA



ARCADIA MALL & RESIDENCIA



BAHRIA TOWN LAHORE

ARCADIA MALL & RESIDENCIA IS CONVENIENTLY LOCATED IN THE CENTER OF BAHRIA TOWN LAHORE, PROVIDING UNMATCHED ACCESSIBILITY AND CONVENIENCE. SITUATED IN ONE OF THE MOST ESTEEMED AND WELL-DESIGNED NEIGHBORHOODS IN THE CITY, ARCADIA BENEFITS FROM EASY ACCESS TO MAIN THOROUGHFARES, BUSINESS HUBS, ACADEMIC ESTABLISHMENTS, MEDICAL CLINICS, AND LEISURE SPACES.

WHO IS BEHIND THIS REMARKABLE PROJECT?

GREENTECH BUILDERS PRIVATE LIMITED IS GOVERNMENT CONTRACTOR, REGISTERED WITH PAKISTAN ENGINEERING COUNCIL. GREENTECH BUILDERS ONLY DO BILLION AND ABOVE PROJECTS FOR GOVERNMENT. GREENTECH BUILDERS HAVE COMPLETED MANY PROJECTS SUCH AS CONSTRUCTION OF MOTHER AND CHILD HOSPITAL, MIANWALI. INFRASTRUCTURE DEVELOPMENT OF ALLAMA IQBAL INTERNATIONAL CITY SPECIAL ECONOMIC ZONE CPEC, ETC. GREENTECH BUILDERS ALSO COMPLETED A PRIVATE PROJECT MADINA HEIGHTS IN BAHRIA TOWN ISLAMABAD.





LUXURY LIVING

IT'S A LIFESTYLE DESTINATION WHERE LUXURY LIVING SEAMLESSLY INTEGRATES WITH BUSINESS OPPORTUNITIES, CREATING A HARMONIOUS BLEND OF COMFORT, CONVENIENCE, AND PROSPERITY.



RESIDENTIAL PAYMENT PLAN

RS 16,500/- PER SQ. FT

STUDIO. 375 SQ.FT

DOWN PAYMENT	ON CONFIRMATION	EVERY MONTH	EVERY 6 MONTH	GRAY STRUCTURE	ON POSSESSION	GRAND TOTAL
618,750	618,750	69,300 x 32	200,750 x 6	673,200	854,700	6,187,500

1 BED APARTMENT. 518 SQ.FT

DOWN PAYMENT	ON CONFIRMATION	EVERY MONTH	EVERY 6 MONTH	GRAY STRUCTURE	ON POSSESSION	GRAND TOTAL
854,700	854,700	96,250 x 32	271,700 x 6	940,500	1,186,900	8,547,000

2 BED APARTMENT. 800 SQ.FT

DOWN PAYMENT	ON CONFIRMATION	EVERY MONTH	EVERY 6 MONTH	GRAY STRUCTURE	ON POSSESSION	GRAND TOTAL
1,320,000	1,320,000	148,500 x 32	418,000 x 6	1,364,000	1,936,000	13,200,000

- PAYMENT PLAN VALID SUBJECT TO AVAILABILITY OF UNITS.
- FRONT, CORNER & FRONT CATEGORIES WILL BE CHARGED.
- ALL AREAS ARE GROSS & APPROX.

BECOME NEIGHBORS *with*
IMRAN ASHRAF
at ARCADIA MALL & RESIDENCIA



COMMERCIAL OUTLETS EXCLUSIVE OFFER

PAYMENT PLAN

GROUND FLOOR PAYMENT PLAN **RS 45000/- PER SQ. FT** OUTLET. 100 SQ.FT

DOWN PAYMENT	ON CONFIRMATION	EVERY MONTH	EVERY 6 MONTH	GRAY STRUCTURE	ON POSSESSION	GRAND TOTAL
450,000	450,000	35,625 x 32	255,000 x 6	540,000	390,000	4,500,000

OUTLET. 110 SQ.FT

DOWN PAYMENT	ON CONFIRMATION	EVERY MONTH	EVERY 6 MONTH	GRAY STRUCTURE	ON POSSESSION	GRAND TOTAL
495,000	495,000	38,000 x 32	283,000 x 6	559,000	487,000	4,950,000

FIRST FLOOR PAYMET PLAN **RS 33,000/- PER SQ. FT** OUTLET. 100 SQ.FT

DOWN PAYMENT	ON CONFIRMATION	EVERY MONTH	EVERY 6 MONTH	GRAY STRUCTURE	ON POSSESSION	GRAND TOTAL
330,000	330,000	26,125 x 32	187,000 x 6	366,000	316,000	3,300,000

OUTLET. 110 SQ.FT

DOWN PAYMENT	ON CONFIRMATION	EVERY MONTH	EVERY 6 MONTH	GRAY STRUCTURE	ON POSSESSION	GRAND TOTAL
363,000	363,000	27,000 x 32	204,200 x 6	423,000	391,000	3,630,000

2ND FLOOR PAYMET PLAN **RS 29,000/- PER SQ. FT** OUTLET. 100 SQ.FT

DOWN PAYMENT	ON CONFIRMATION	EVERY MONTH	EVERY 6 MONTH	GRAY STRUCTURE	ON POSSESSION	GRAND TOTAL
290,000	290,000	21,000 x 32	165,000 x 6	358,000	300,000	2,900,000

OUTLET. 110 SQ.FT

DOWN PAYMENT	ON CONFIRMATION	EVERY MONTH	EVERY 6 MONTH	GRAY STRUCTURE	ON POSSESSION	GRAND TOTAL
319,000	319,000	24,000 x 32	181,000 x 6	385,000	313,000	3,190,000

FOR DETAILS ☎ +923-111-100-358

PAYMENT PLAN

GROUND FLOOR PAYMENT PLAN **Rs 45000/- PER SQ.FT**

OUTLET. 185 SQ.FT

DOWN PAYMENT	ON CONFIRMATION	EVERY MONTH	EVERY 6 MONTH	GRAY STRUCTURE	ON POSSESSION	GRAND TOTAL
832,500	832,500	95,000 x 32	360,500 x 6	666,500	790,500	8,325,000

OUTLET. 240 SQ.FT

DOWN PAYMENT	ON CONFIRMATION	EVERY MONTH	EVERY 6 MONTH	GRAY STRUCTURE	ON POSSESSION	GRAND TOTAL
1,080,000	1,080,000	133,500 x 32	450,000 x 6	816,000	852,000	10,800,000

OUTLET. 330 SQ.FT

DOWN PAYMENT	ON CONFIRMATION	EVERY MONTH	EVERY 6 MONTH	GRAY STRUCTURE	ON POSSESSION	GRAND TOTAL
1,485,000	1,485,000	188,500 x 32	669,000 x 6	997,000	837,000	14,850,000

OUTLET. 360 SQ.FT

DOWN PAYMENT	ON CONFIRMATION	EVERY MONTH	EVERY 6 MONTH	GRAY STRUCTURE	ON POSSESSION	GRAND TOTAL
1,620,000	1,620,000	210,520 x 32	678,000 x 6	1,024,000	1,131,360	16,200,000

OUTLET. 450 SQ.FT

DOWN PAYMENT	ON CONFIRMATION	EVERY MONTH	EVERY 6 MONTH	GRAY STRUCTURE	ON POSSESSION	GRAND TOTAL
2,025,000	2,025,000	245,000 x 32	835,000 x 6	1,405,000	1,945,000	20,250,000

OUTLET. 750 SQ.FT

DOWN PAYMENT	ON CONFIRMATION	EVERY MONTH	EVERY 6 MONTH	GRAY STRUCTURE	ON POSSESSION	GRAND TOTAL
3,375,000	3,375,000	372,000 x 32	1,725,000 x 6	2,175,000	2,571,000	33,750,000

FOR DETAILS ☎ +923-111-100-358

PAYMENT PLAN

1ST FLOOR PAYMENT PLAN **Rs 33000/- PER SQ.FT**

OUTLET. 185 SQ.FT

DOWN PAYMENT	ON CONFIRMATION	EVERY MONTH	EVERY 6 MONTH	GRAY STRUCTURE	ON POSSESSION	GRAND TOTAL
610,500	610,500	77,600 x 32	265,700 x 6	422,000	384,600	6,105,000

OUTLET. 240 SQ.FT

DOWN PAYMENT	ON CONFIRMATION	EVERY MONTH	EVERY 6 MONTH	GRAY STRUCTURE	ON POSSESSION	GRAND TOTAL
792,000	792,000	89,000 x 32	302,666x 6	660,000	1,012,004	7,920,000

OUTLET. 330 SQ.FT

DOWN PAYMENT	ON CONFIRMATION	EVERY MONTH	EVERY 6 MONTH	GRAY STRUCTURE	ON POSSESSION	GRAND TOTAL
1,089,000	1,089,000	122,500 x 32	402,000 x 6	1,020,000	1,360,000	10,890,000

OUTLET. 360 SQ.FT

DOWN PAYMENT	ON CONFIRMATION	EVERY MONTH	EVERY 6 MONTH	GRAY STRUCTURE	ON POSSESSION	GRAND TOTAL
1,188,000	1,188,000	132,650 x 32	444,000 x 6	1,200,000	1,395,200	11,880,000

OUTLET. 550 SQ.FT

DOWN PAYMENT	ON CONFIRMATION	EVERY MONTH	EVERY 6 MONTH	GRAY STRUCTURE	ON POSSESSION	GRAND TOTAL
1,815,000	1,815,000	204,000 x 32	796,000 x 6	1,200,000	2,016,000	18,150,000

OUTLET. 700 SQ.FT

DOWN PAYMENT	ON CONFIRMATION	EVERY MONTH	EVERY 6 MONTH	GRAY STRUCTURE	ON POSSESSION	GRAND TOTAL
2,310,000	2,310,000	260,000 x 32	1,154,000 x 6	1,662,000	1,574,000	23,100,000

OUTLET. 750 SQ.FT

DOWN PAYMENT	ON CONFIRMATION	EVERY MONTH	EVERY 6 MONTH	GRAY STRUCTURE	ON POSSESSION	GRAND TOTAL
2,475,000	2,475,000	278,000 x 32	1,215,000 x 6	1,695,000	1,919,000	24,750,000

PAYMENT PLAN

2ND FLOOR PAYMENT PLAN **Rs 29000/- PER SQ.FT**

OUTLET. 185 SQ.FT

DOWN PAYMENT	ON CONFIRMATION	EVERY MONTH	EVERY 6 MONTH	GRAY STRUCTURE	ON POSSESSION	GRAND TOTAL
536,500	536,500	56,000 x 32	260,000 x 6	407,300	532,700	5,365,000

OUTLET. 240 SQ.FT

DOWN PAYMENT	ON CONFIRMATION	EVERY MONTH	EVERY 6 MONTH	GRAY STRUCTURE	ON POSSESSION	GRAND TOTAL
696,000	696,000	78,300 x 32	296,400 x 6	539,200	744,800	6,960,000

OUTLET. 330 SQ.FT

DOWN PAYMENT	ON CONFIRMATION	EVERY MONTH	EVERY 6 MONTH	GRAY STRUCTURE	ON POSSESSION	GRAND TOTAL
957,000	957,000	108,000 x 32	354,000 x 6	791,000	1,285,000	9,570,000

OUTLET. 360 SQ.FT

DOWN PAYMENT	ON CONFIRMATION	EVERY MONTH	EVERY 6 MONTH	GRAY STRUCTURE	ON POSSESSION	GRAND TOTAL
1,044,000	1,044,000	117,000 x 32	390,000 x 6	908,800	1,359,200	10,440,000

OUTLET. 550 SQ.FT

DOWN PAYMENT	ON CONFIRMATION	EVERY MONTH	EVERY 6 MONTH	GRAY STRUCTURE	ON POSSESSION	GRAND TOTAL
1,595,000	1,595,000	180,000 x 32	734,000 x 6	1,220,000	1,376,000	15,950,000

OUTLET. 700 SQ.FT

DOWN PAYMENT	ON CONFIRMATION	EVERY MONTH	EVERY 6 MONTH	GRAY STRUCTURE	ON POSSESSION	GRAND TOTAL
2,030,000	2,030,000	229,000 x 32	935,000 x 6	1,626,000	1,676,000	20,300,000

OUTLET. 750 SQ.FT

DOWN PAYMENT	ON CONFIRMATION	EVERY MONTH	EVERY 6 MONTH	GRAY STRUCTURE	ON POSSESSION	GRAND TOTAL
2,175,000	2,175,000	245,000 x 32	1,035,000 x 6	1,635,000	1,715,000	21,750,000

PAYMENT PLAN

FOOD COURT PAYMENT PLAN **RS 35000/-** PER SQ.FT OUTLET. 180 SQ.FT

DOWN PAYMENT	ON CONFIRMATION	EVERY MONTH	EVERY 6 MONTH	GRAY STRUCTURE	ON POSSESSION	GRAND TOTAL
945,000	945,000	63000 x 32	205,000 x 6	400,000	760,000	6,300,000

OUTLET. 200 SQ.FT

DOWN PAYMENT	ON CONFIRMATION	EVERY MONTH	EVERY 6 MONTH	GRAY STRUCTURE	ON POSSESSION	GRAND TOTAL
1,050,000	1,050,000	70,000 x 32	250,000 x 6	400,000	760,000	7,000,000

OUTLET. 225 SQ.FT

DOWN PAYMENT	ON CONFIRMATION	EVERY MONTH	EVERY 6 MONTH	GRAY STRUCTURE	ON POSSESSION	GRAND TOTAL
1,180,000	1,180,000	78,000 x 32	285,000 x 6	500,000	809,000	7,875,000

OUTLET. 240 SQ.FT


DOWN PAYMENT	ON CONFIRMATION	EVERY MONTH	EVERY 6 MONTH	GRAY STRUCTURE	ON POSSESSION	GRAND TOTAL
840,000	840,000	94,500 x 32	346,000 x 6	768,000	852,000	8,400,000

OUTLET. 315 SQ.FT

DOWN PAYMENT	ON CONFIRMATION	EVERY MONTH	EVERY 6 MONTH	GRAY STRUCTURE	ON POSSESSION	GRAND TOTAL
1,650,000	1,650,000	110,000 x 32	390,000 x 6	700,000	1,165,000	11,025,000

FOOD COURT PAYMENT PLAN **RS 30,000/-** PER SQ.FT KOISK. 120 SQ.FT

DOWN PAYMENT	ON CONFIRMATION	EVERY MONTH	EVERY 6 MONTH	GRAY STRUCTURE	ON POSSESSION	GRAND TOTAL
540,000	540,000	15,000x32	210,000x6	360,000	360,000	3,600,000

FOR DETAILS  +923-111-100-358


OUR BEDROOMS

HAVE BEEN CAREFULLY PLANNED TO OFFER INHABITANTS THE PERFECT HAVEN FOR RESTFUL SLEEP AND LEISURE.





AT ARCADIA MALL & RESIDENCIA DISCOVER THE LIFESTYLE OF YOUR DREAMS. ARCADIA WELCOMES YOU TO COME AND ENJOY THE FINEST OF URBAN LIFE IN BAHRIA TOWN LAHORE, WHETHER YOUR GOAL IS AN OPULENT HOUSE, A FLOURISHING BUSINESS VENTURE, OR JUST A LIVELY NEIGHBORHOOD TO CALL HOME.



ROOF TOP



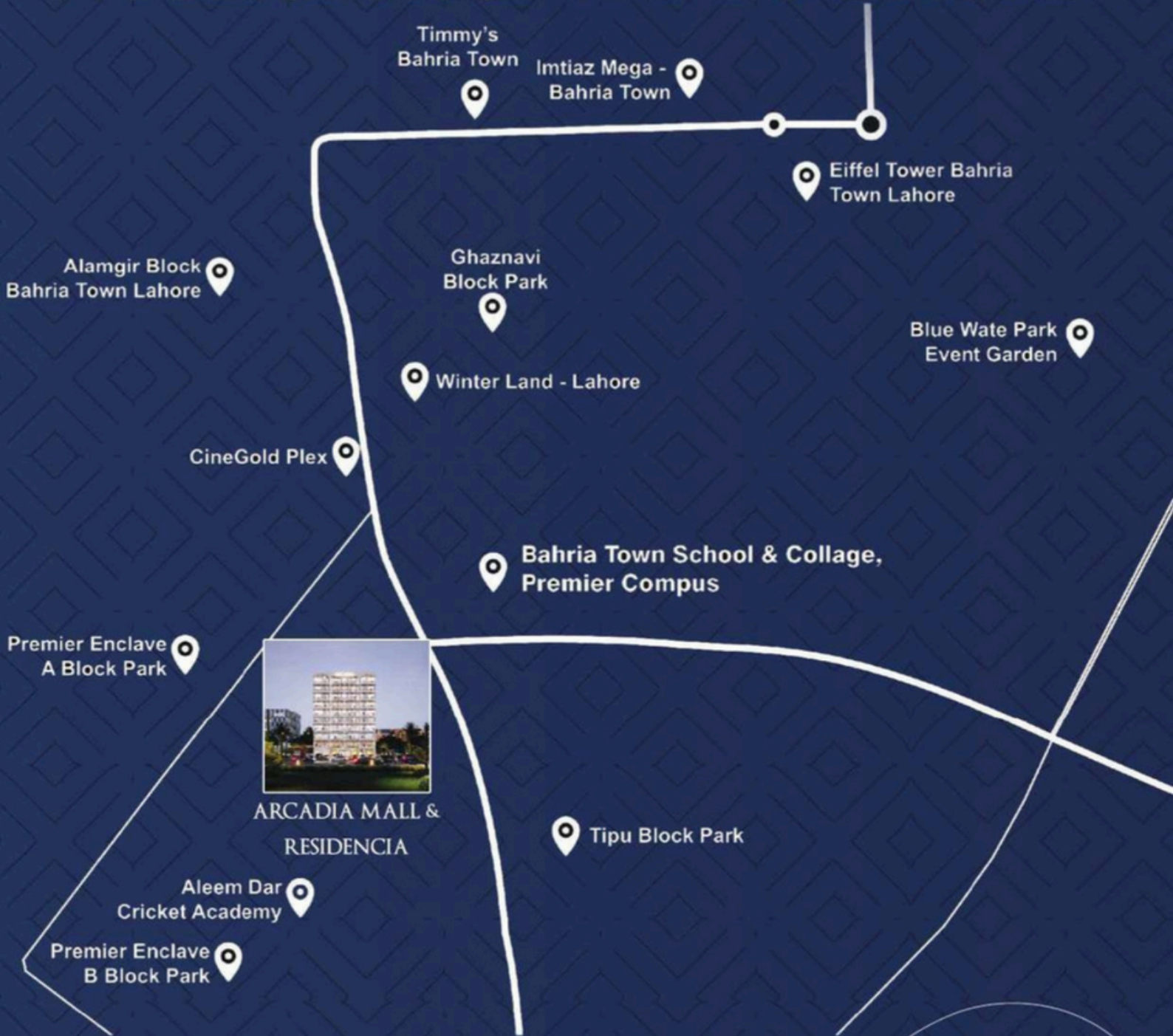




COMMERCIAL OUTLETS & OFFICES



WHERE ARE WE LOCATED?



LOCATION
ARCADIA
MALL & RESIDENCIA